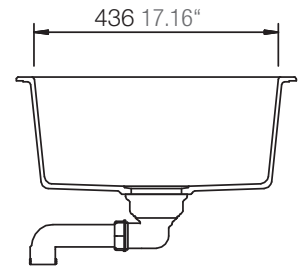
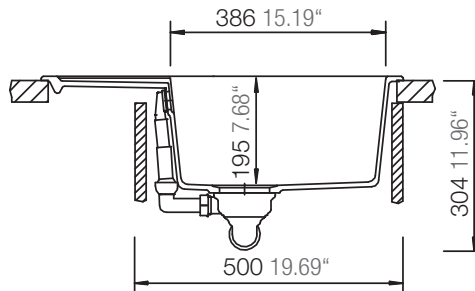
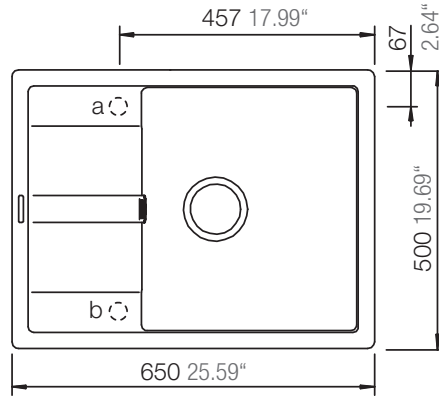


SCHOCK

CRISTALITE®

RONDA D-100L



Installation: Von oben / topmount
Ausschnitt / cut-out

Installation: Unterbau / undermount
Ausschnitt / cut-out

